

# IOP 2020

*by* M. Bachtiar Nappu

---

**Submission date:** 27-Sep-2022 09:27AM (UTC-0400)

**Submission ID:** 1910359959

**File name:** Nappu\_2020\_IOP\_Conf.\_Ser.\_Earth\_Environ.\_Sci.\_473\_012097.pdf (381.43K)

**Word count:** 2522

**Character count:** 13324

**PAPER · OPEN ACCESS**

## Voltage stability assessment of the Southern Sulawesi power system in Indonesia for 2020 by using modal analysis

To cite this article: M B Nappu *et al* <sup>15</sup>2020 *IOP Conf. Ser.: Earth Environ. Sci.* **473** 012097

View the [article online](#) for updates and enhancements.

## Voltage stability assessment of the Southern Sulawesi power system in Indonesia for 2020 by using modal analysis

M B Nappu <sup>1,2</sup>, A Arief <sup>1,2</sup>, N Alam <sup>2</sup> and M Zulfachri <sup>2</sup>

<sup>1</sup>Centre for Research and Development on Energy and Electricity, Universitas Hasanuddin, Makassar 90245, Indonesia

<sup>2</sup>Electricity Market and Power Systems Research Group, Department of Electrical Engineering, Faculty of Engineering, Universitas Hasanuddin, Gowa 92171, Indonesia

Email: bachtiar@eng.unhas.ac.id, thiar@engineer.com

**Abstract.** This paper presents the voltage stability analysis assessment of the Southern Sulawesi power system in Indonesia for the year 2020, considering the load increase every year, the addition of new power plants as well as the large additional load of smelter industries in the Bantaeng Regency. The voltage stability method used in this paper is the modal analysis method. Modal analysis method uses the Jacobian reduction matrix resulting from the Newton-Raphson power flow analysis. Modal analysis produces eigenvalues for each load bus in the system. The bus with the smallest eigenvalue becomes the focus in determining the stability of the system. Then bus participation factor is determined to obtain the most influential bus to improve the stability. The results of this study confirm that by 2020, the Southern Sulawesi power system will be in a stable condition, with the smallest eigenvalue of 5.8 in bus Pare-Pare while bus Barru has the highest bus participation factor.

### 1. Introduction

Modal analysis method is a static (steady-state) voltage stability analysis technique that aims to calculate the eigenvalue of each load bus from a Jacobian reduction matrix system which is a representation of the change of reactive power injected to a load bus to the voltage change [1]. The modal analysis is based on the Jacobian reduction matrix obtained from the power flow analysis using the Newton-Raphson method [2]. The eigenvalues in the modal analysis technique give an indication of the stability level of a system. When the eigenvalues become higher, the system becomes more stable. Eigenvalues near zero or negative give an indication that the system is unstable or close to an instability condition. The calculation of the bus participation value in the modal analysis technique provides information about the effectiveness of reactive power change on a bus by observing the voltage change in the load bus [3]. Hence by using this method then we can identify whether a bus is prone to instability.

The development of the industrial sectors of a country becomes one of the factors to consider the country as a developed country. However, the industry will not be able to develop well if it is not balanced with adequate electrical power resources, because industry operations require a large power supply. Furthermore, most industries use inductive loads such as electric motors on both a small and large scale. If the available power supply is not sufficient to supply the inductive loads then the industry will not be able to perform properly. And when this event happens in a large industry and the systems



Content from this work may be used under the terms of the Creative Commons Attribution 3.0 licence. Any further distribution of this work must maintain attribution to the author(s) and the title of the work, journal citation and DOI.

are still forced to operate, then system imbalance might happen and disrupt the whole system causing the significant change of voltage and/or frequency resulting in a voltage or frequency instability condition [4-6] and possibly the worst case that it can cause cascading failures that might lead to load shedding [7] or blackout.

One of the regencies in the South Sulawesi Province that is currently building big industries is the Bantaeng Regency. The Bantaeng Regency is one of the districts in South Sulawesi that has many large industries and currently are building new smelters. There are several companies that are planning the construction of these smelters in Bantaeng. Until 2020, the smelter industries development planning will need electrical power of 610 MVA. Currently, the existing available power in the Southern Sulawesi power system is approximately 1350 MW with a peak load of around 1050 MW. Therefore, with a large addition of power needed and also considering the load addition into the system, then it is important to assess the stability [8-12] and transmission congestion [13-15] of the Southern Sulawesi power system by 2020. The additional power generation up to 2020 will also be considered in this study.

## 2. Modal analysis method

Modal analysis method was first introduced by Gao, Kundur and Morrison who formulated a way to predict the voltage collapse of the system based on the Jacobian reduction matrix obtained from the power flow study using the Newton-Raphson method [1]. The basis of the modal analysis method is to compute the eigenvalues of each load bus and eigenvectors value of the Jacobian reduction matrix system. Eigenvalue provides an illustration of the change in reactive power to the changes in voltage. The power flow equation uses the Newton-Raphson method as follows:

$$\begin{bmatrix} \Delta P \\ \Delta Q \end{bmatrix} = \begin{bmatrix} J1 & J2 \\ J3 & J4 \end{bmatrix} \begin{bmatrix} \Delta \theta \\ \Delta V \end{bmatrix} \quad (1)$$

where  $\begin{bmatrix} J1 & J2 \\ J3 & J4 \end{bmatrix}$  is the Jacobian matrix

By assuming  $\Delta P = 0$ , then we will obtain the Jacobian reduction matrix as follow:

$$J_R = J_4 - J_2 J_1^{-1} J_3 \quad (2)$$

$J_R$  is the Jacobian reduction matrix of the system

The matrix  $J_R$  represents a linear relationship between the voltage changes to the reactive power injection change on a bus. Eigenvalues and eigenvectors of the Jacobian reduction matrix are used for voltage stability analysis. Voltage instability can be identified by the eigenvalues of a Jacobian reduction matrix [16]. The analysis of the results of eigenvalues as follows:

$$J_R = \xi \lambda \eta \quad (3)$$

Where  $\xi$  is the right eigenvector matrix of the  $J_R$ ;  $\eta$  is the left eigenvector matrix of the  $J_R$ ;  $\lambda$  is the diagonal eigenvalues matrix of  $J_R$ .

The system's stability based on the strength of the load bus can be identified from the state of each bus based on its eigenvalues. If all eigenvalues are positive ( $\lambda > 0$ ) then the system is said to be stable, whereas the system is said to be unstable if there is at least one negative eigenvalue ( $\lambda < 0$ ).

The lowest eigenvalue contained in the load bus is an indication of the proximity of the system to instability. Furthermore, the determination of the participation of any bus that is critical to an unstable condition is very important. This is why the participation factor method is produced. The bus participation factor explains the large contribution of changes in a bus to the stability condition so that the bus that has the greatest participation value is the most influential bus in a system [17]. If  $\xi_{ki}$  and  $\eta_{ki}$ , which is the right eigenvector and the left eigenvector, respectively, for the eigenvalue  $\lambda_i$  of the  $J_R$  matrix, then the participation factor of bus  $k$  for eigenvalues  $\lambda_i$  is defined as,

$$P_{ki} = \xi_{ki} \cdot \eta_{ki} \tag{4}$$

For all small eigenvalues, the bus participation factor can determine the mechanism of a bus to an unstable state.

### 3. Results and analysis

The analysis in this study considers the growth of the residential load and the additional industry load planning, as well as an average power generator addition. Based on the Power Supply Business Plan of PT. PLN (Persero), Indonesian State Electricity Company, sales of electricity in the Sulawesi Island grew on an average of 11.5% per year, while the average generator capacity increased only 2.7% per year [18].

By considering the load growth of the large smelter industry addition and additional power generation, then the voltage profile for the Southern Sulawesi power system in 2020 can be predicted. Figure 1 shows the forecasted voltage magnitude for the Southern Sulawesi power system in 2020.

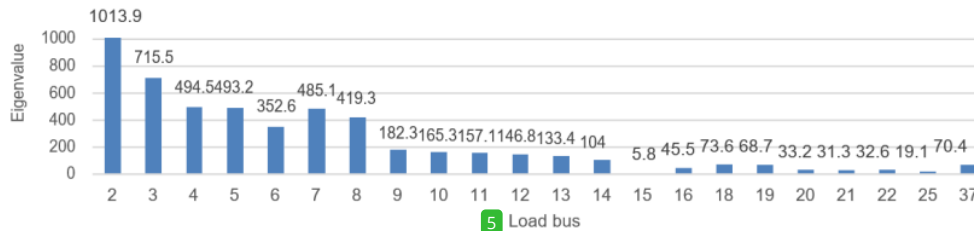


Figure 1. Eigenvalues for all load buses of the Southern Sulawesi power system in 2020.

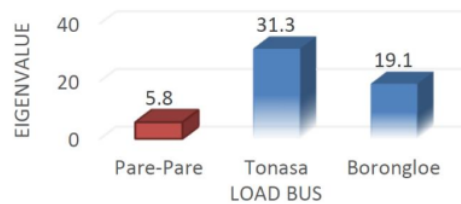
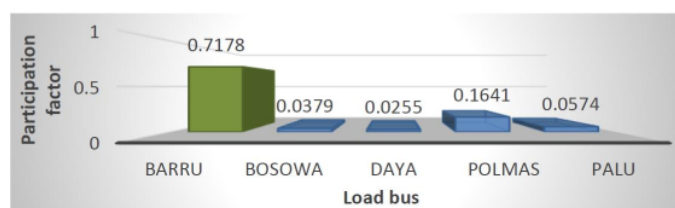


Figure 2. Three smallest eigenvalues of the Southern Sulawesi power system in 2020.

From figure 2 it can be concluded that since all eigenvalues are positive, the Southern Sulawesi power system in 2020 is in a stable condition. However, the load bus with the smallest eigenvalue must also be considered. From figure 4 bus Pare-Pare in 2020 is the load bus with the smallest eigenvalue (5.8) as indicated in the red bar. The smallest eigenvalue of a power system indicates the proximity of the system to instability. Then, the bus participation factors need to be calculated to determine the mechanism of stability. The bus participation factor informs the contribution of changes in a bus the stability condition so that the bus that has the greatest participation value is the most influential bus in the system. The bus participation factors are calculated with respect to the smallest eigenvalue. This bus participation factor is used to determine the weakest bus of the system. Figure 4 shows the five largest bus participation factors with respect to the smallest eigenvalue, which is bus Pare-Pare.



**Figure 3.** Largest bus participation factor with respect to the smallest eigenvalue

From figure 3, bus Barru has the highest participation factor of 0.7178, which means that bus Barru is the most influential bus towards the weakest bus of Pare-Pare in 2020. By performing modal analysis, then the power utility of the Southern Sulawesi power system can use the results of the research in future planning of the system. Since the matrix represents a linear relationship between the voltage changes to the reactive power injection change on a bus, therefore, its results can become the basis for reactive power compensating devices allocation [19, 20].

#### 4. Conclusion

This paper assesses the voltage stability analysis of the Southern Sulawesi power system in Indonesia for the year 2020, considering the load increase every year, the addition of new power plants as well as the large additional load of smelter industries in the Bantaeng Regency. By using the power flow analysis and modal analysis, the results of this study confirm that by 2020, the Southern Sulawesi power system will be in a stable condition. This can be observed by the voltage magnitudes at all buses that are within the voltage stability limit and all eigenvalues that are positive. Bus Pare-Pare has the smallest eigenvalue of 5.8, while bus Barru has the highest bus participation factor, which means that bus Barru has the biggest influence in improving the system stability with respect to the weakest bus, which is bus Pare-Pare.

#### 7. Acknowledgments

The authors gratefully acknowledge the Indonesian Ministry of Research, Technology and Higher Education for providing the research grant and support in this work.

#### References

- [1] Gao B, Morison G K, and Kundur P 1992 Voltage Stability Evaluation Using Modal Analysis, *IEEE Transactions on Power Systems*, vol. 7, pp. 1529-1542.
- [2] Arief A, Antamil, and Nappu M B 2016 An Analytical Method for Optimal Capacitors Placement from the Inversed Reduced Jacobian Matrix, *Energy Procedia*, vol. 100, pp. 307-310.
- [3] Jalali A and Aldeen M, 2017 Modified modal analysis approach for distribution power systems, *IEEE PES Innovative Smart Grid Technologies Conference Europe (ISGT-Europe)*, pp. 1-6.
- [4] Ratra S, Tiwari R, and Niazi K R 2018 Voltage stability assessment in power systems using line voltage stability index, *Computers & Electrical Engineering*, 5 January 2018.
- [5] Vahid-Pakdel M J, Seyedi H, and Mohammadi-Ivatlo B 2018 Enhancement of power system voltage stability in multi-carrier energy systems, *International Journal of Electrical Power & Energy Systems*, vol. 99, pp. 344-354, 2018/07/01.
- [6] Ibrahim A M and El-Amary N H 2017 Particle Swarm Optimization trained recurrent neural network for voltage instability prediction, *Journal of Electrical Systems and Information Technology*, 2017/05/23.
- [7] Arief A, Dong Z, Nappu M B, and Gallagher M 2013 Under voltage load shedding in power systems with wind turbine-driven doubly fed induction generators, *Electric Power Systems Research*, vol. 96, pp. 91-100, DOI:10.1016/j.epsr.2012.10.013.

- [8] Larki F, Joorabian M, Kelk H M, and Pishvaei M 2010 Voltage Stability Evaluation of The Khouzesan Power System in Iran Using CPF Method and Modal Analysis, *Asia-Pacific Power and Energy Engineering Conference*, pp. 1-5.
- [9] Djari M A, Benasla L, and Rahmouni W 2017 Voltage stability assessment using the V-Q sensitivity and modal analyses methods, *5th International Conference on Electrical Engineering - Boumerdes (ICEE-B)*, pp. 1-6.
- [10] El-Araby E S E and Yorino N 2018 Reactive power reserve management tool for voltage stability enhancement, *IET Generation, Transmission & Distribution*, vol. 12, pp. 1879-1888.
- [11] Hammad M and Harb A 2018 Static analysis for voltage stability of the Northern Jordanian power system, *9th International Renewable Energy Congress (IREC)*, pp. 1-5.
- [12] Modarresi J, Gholipour E, and Khodabakhshian A 2016 A comprehensive review of the voltage stability indices, *Renewable and Sustainable Energy Reviews*, vol. 63, pp. 1-12, 2016/09/01.
- [13] Nappu M B, Arief A, and Bansal R C 2014 Transmission management for congested power system: A review of concepts, technical challenges and development of a new methodology, *Renewable and Sustainable Energy Reviews*, vol. 38, pp. 572-580, DOI:10.1016/j.rser.2014.05.089.
- [14] Nappu M B and Arief A 2016 Network Losses-based Economic Redispatch for Optimal Energy Pricing in a Congested Power System, *Energy Procedia*, vol. 100, pp. 311-314.
- [15] Nappu M B, Bansal R C, and Saha T K 2013 Market power implication on congested power system: A case study of financial withheld strategy, *International Journal of Electrical Power & Energy Systems*, vol. 47, pp. 408-415.
- [16] Al-Saadi H, Zhao J, Jianwu Z, Wang Y, and Wang C 2016 Voltage stability evaluation by using extended modal analysis with dynamic internal impedance of synchronous generators, *IEEE Power and Energy Society General Meeting (PESGM)*, pp. 1-5.
- [17] Madani S S, Wang Z, and V. Ajjarapu 2017 Participation factor based CVR for enhanced voltage stability using integrated transmission and distributed system, *North American Power Symposium (NAPS)*, pp. 1-6.
- [18] PT PLN (PERSERO) 2015 RENCANA USAHA PENYEDIAAN TENAGA LISTRIK (RUPTL) PT PLN (PERSERO) 2015 - 2024, ed. Jakarta.
- [19] Arief A, Nappu M B, and Antamil 2018 Analytical Method for Reactive Power Compensators Allocation, *International Journal of Technology*, vol. 9(3), pp. 602-612.
- [20] Abul'Wafa A R 2014 Optimal Capacitor Placement for Enhancing Voltage Stability in Distribution Systems using Analytical Algorithm and Fuzzy-real Coded GA, *International Journal of Electrical Power & Energy Systems*, vol. 55, pp. 246-252.

ORIGINALITY REPORT

16%

SIMILARITY INDEX

8%

INTERNET SOURCES

13%

PUBLICATIONS

7%

STUDENT PAPERS

PRIMARY SOURCES

1

[researchnow.flinders.edu.au](http://researchnow.flinders.edu.au)

Internet Source

2%

2

Mir Sayed Shah Danish, Atsushi Yona, Tomonobu Senjyu. "A Review of Voltage Stability Assessment Techniques with an Improved Voltage Stability Indicator", International Journal of Emerging Electric Power Systems, 2015

Publication

2%

3

Submitted to Universiti Teknologi Malaysia

Student Paper

2%

4

Reza Sirjani, Azah Mohamed, Hussain Shareef. "Comparative study of effectiveness of different var compensation devices in large-scale power networks", Journal of Central South University, 2013

Publication

2%

5

Fatmawati Azis, Ardiaty Arief, Muhammad Bachtiar Nappu. "Fuzzy logic based active power generation dispatching considering intermittent wind power plants output", 2017

1%

# International Conference on Control, Electronics, Renewable Energy and Communications (ICCREC), 2017

Publication

---

6

Reza Sirjani, Azah Mohamed, Hussain Shareef. "Optimal allocation of shunt Var compensators in power systems using a novel global harmony search algorithm", International Journal of Electrical Power & Energy Systems, 2012

Publication

---

7

[cyberleninka.org](http://cyberleninka.org)

Internet Source

---

8

Marcus G. Ganness. "Determination of Power System Voltage Stability Using Modal Analysis", 2007 International Conference on Power Engineering Energy and Electrical Drives, 04/2007

Publication

---

9

[unsworks.unsw.edu.au](http://unsworks.unsw.edu.au)

Internet Source

---

10

H. K. Verma, P. Mafidar. "TLBO based Voltage Stable Environment Friendly Economic Dispatch Considering Real and Reactive Power Constraints", Journal of The Institution of Engineers (India): Series B, 2013

Publication

---

1 %

1 %

1 %

1 %

1 %

11 Ardiaty Arief, ZhaoYang Dong, Muhammad Bachtiar Nappu, Marcus Gallagher. "Under voltage load shedding in power systems with wind turbine-driven doubly fed induction generators", Electric Power Systems Research, 2013  
Publication 1 %

---

12 James Momoh. "Smart Grid", Wiley, 2012  
Publication 1 %

---

13 Sayed M. Said, Balint Hartmann, Mohamed M. Aly, Mostafa Mosa, Robert S. Balog. "Comparison between operating modes of distributed generation on voltage profile and stability of distribution systems", 2018 IEEE Texas Power and Energy Conference (TPEC), 2018  
Publication <1 %

---

14 A. Arunagiri, B. Venkatesh. "Simulation of Voltage Stability and Alleviation Through Knowledge Based System", American Journal of Applied Sciences, 2004  
Publication <1 %

---

15 repository.unhas.ac.id  
Internet Source <1 %

---

Exclude bibliography  On